

# L 845 SC

with motion detector & Bluetooth  
 EAN 4007841 078645  
 Article number 078645



<b>LED</b>		<b>3000 K</b>							
36 Jahre (Ø 4,5 Std / Tag)	Außenleuchte	3000K warmweiß	2 - 2000 Lux	Ø 1 - 5 m	0 - 100% Grundlicht	0 - 100% Hauptlicht	Lichtquelle nicht austauschbar	Betriebsgerät nicht austauschbar	Softlichtstart

## Function description

Connected lighting – the top-class light cube. Cube design L 845 SC wall light in an elegant aluminium housing. Featuring an invisible 160° high-frequency sensor (5 m detection radius). Luminous flux: 655 lm, power: 9 W colour temperature: 3000 K. With interconnected group function. Wireless commissioning, setting up and networking via Bluetooth Mesh and the STEINEL Connect app. Soft light start, basic light (0-100%) and dimmable main light (0-100%). The L 845 C is also available without a sensor.

## Technical specifications

Dimensions (L x W x H)	134 x 134 x 87 mm	Luminous flux total product	655 lm
With lamp	Yes, STEINEL LED system	Measured luminous flux (360°)	655 lm
Manufacturer's Warranty	5 years	Total product efficiency	72,7 lm/W
Settings via	App, Smartphone, Connect Bluetooth Mesh	Colour temperature	3000 K
With remote control	No	Colour variation LED	SDCM3
Version	with motion detector & Bluetooth	Lamp	LED cannot be replaced
PU1, EAN	4007841078645	Service life LED L70B50 (25°)	> 60000 h
Application, place	Outdoors	Drop in luminous flux in accordance with LM80	L70B50
Application, room	outdoors, front door, all round the building, terrace / balcony, courtyard & driveway	Base	without
includes sheet of self-adhesive numbers	No	LED cooling system	Passive Thermo Control
Installation site	wall	Soft light start	Yes
Impact resistance	IK03	Continuous light	selectable
IP-rating	IP44	Twilight setting	2 – 2000 lx
Protection class	I	Time setting	5 s – 60 Min.
		Basic light level function	Yes

# L 845 SC

with motion detector & Bluetooth  
 EAN 4007841 078645  
 Article number 078645



## Technical specifications

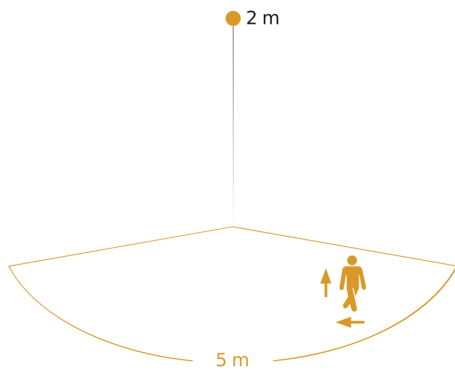
Ambient temperature	-20 – 40 °C
Housing material	Aluminium
Cover material	Plastic, opal
Mains power supply	220 – 240 V / 50 – 60 Hz
Output	9 W
Mounting height max.	2,50 m
Detection	also through glass, wood and stud walls
Sneak-by guard	No
Capability of masking out individual segments	No
Electronic scalability	Yes
Mechanical scalability	No
Reach, detail	Detection zone adjustable on 3 axes
Reach, tangential	r = 5 m (35 m <sup>2</sup> )
Photo-cell controller	Yes

Basic light level function time	10s-60 min, Brightness-controlled, OFF
Main light adjustable	0 - 100 %
Twilight setting TEACH	Yes
Interconnection	Yes
Type of interconnection	Master/slave
Basic light level function in per cent	0 – 100 %
Basic light level function percentage, from	0 %
Basic light level function percentage, up to	100 %
Interconnection via	Bluetooth Mesh Connect
Colour Rendering Index CRI	= 82
Optimum mounting height	2 m
Detection angle	160 °

# L 845 SC

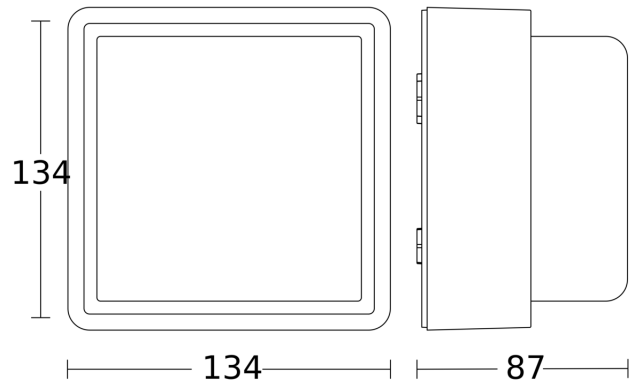
with motion detector & Bluetooth  
EAN 4007841 078645  
Article number 078645

## Detection Zone

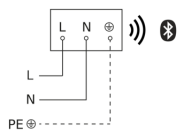


Possible mounting height: 1,80 m - 2,50 m  
Orange: radial and tangential

## Dimension Drawing



## Circuit diagram Bluetooth



## Circuit diagram Bluetooth

